

ServiceNow Safe Workplace suite

Helping our customers make the return to workplace work for everyone

ServiceNow has launched the Safe Workplace suite designed to help companies manage the essential steps for returning employees to the workplace and support everyone's health and safety. Immediately available on servicenow.com/safeworkplace, the Safe Workplace suite is powered by the Now Platform.

ServiceNow Safe Workplace suite helps companies assess both their workforce and workplace readiness as they prepare for employees to return to the workplace.

Safe Workplace suite

1. Contact Tracing
2. Employee Readiness Surveys
3. Workplace Safety Management
4. Employee Health Screening
5. Workplace PPE Inventory Management
6. Safe Workplace Dashboard

Up to \$1M
In additional costs avoided per year for every 10k employees

200,000 hours
Saved annually on administration of readiness and workplace data, PPE inventory, and vendor logistics

Rapidly identify employees potentially exposed to COVID-19

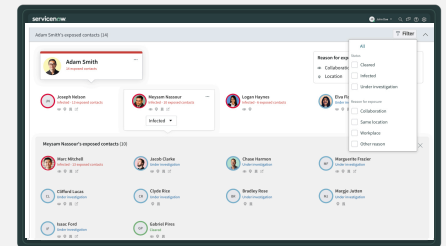
The Contact Tracing app provides business leadership, department managers and workplace administrators with a rapid identification and response process to manage and reduce the spread of COVID-19. The solution uses data available from the workplace – like meeting participants, badge scans, Wi-Fi access points, visitor data, Bluetooth and other sources – to help employers rapidly identify employees that may have been exposed to an infected person while onsite. Cases can be automatically created when an employee reports their illness and contact tracers can be immediately tasked through Case Management to reach out to all potentially impacted employees to gather health information and ultimately help reduce potential exposure to others.

Gauge workforce readiness for return to workplace

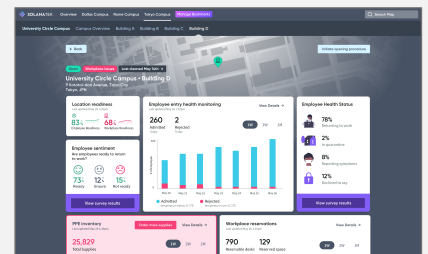
Regular, empathetic communication with employees has never been more important. With the ServiceNow Employee Readiness Surveys application, organizations are enabled to gauge the preparedness of their employees to return to the workplace. HR leaders can continuously connect and engage with employees to gain insight into their personal readiness, uncover availability and return timeframe, see their interest level in returning to work, and reveal concerns such as personal health, family obligations, and anxiety about workplace safety. Based on responses, employers can measure and determine the steps needed to ensure employees feel safe and secure upon their return. Employee responses to survey questions automatically trigger actions, like workplace reservations, PPE requests, and sending health verification.

Manage workspace distancing, shifts and sanitation to support employee safety

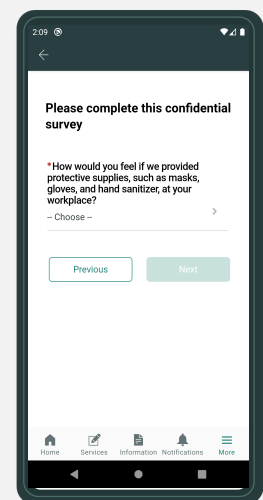
Workplace Safety Management provides workplace service managers the ability to quickly configure clean and socially distanced workspaces for employees to safely return. In conjunction with department leaders, Workplace Services can pre-assign employee shifts to available workspaces for a defined time period or enable self-service workspace or neighborhood reservations from a visual floor map while giving employees the option to book transportation to the workplace in coordination with an assigned shift. Workplace arrival scheduling can be



Contact Tracing app, Rapidly identify and reach out to employees exposed to COVID-19

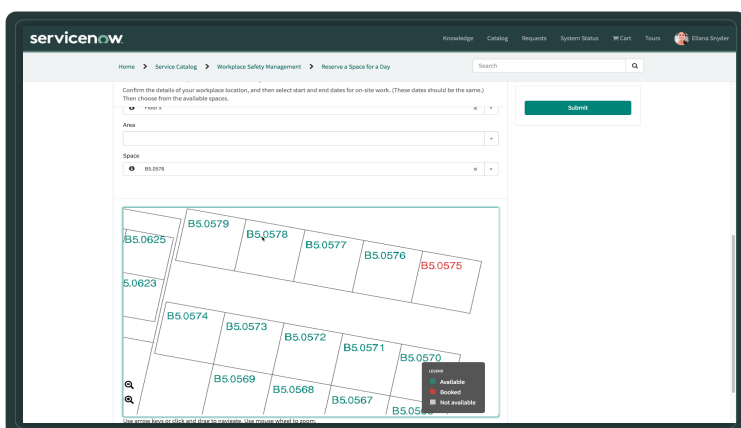


Safe Workplace Dashboard, Get a complete view of your readiness to reopen



Employee Readiness Surveys app, Gauge employee readiness for return to workplace

configured to stagger employee entry times to the office, gym, elevator, or cafeteria. To prepare for employee returns, cleaning schedules can be configured to help protect employees from infection based on their return shift schedule. Out-of-the-box reports and dashboards provide workplace managers a view of reservation thresholds across sites, buildings, and floors and enables them to track day-to-day activities, like pending workplace requests, available spaces and areas, and unassigned cleaning task, and take action from the dashboard. Workplace managers also have a real-time view of all cleaning tasks status including a full audit trail history.



Workplace Safety Management app, Deliver a self-service workspace reservation process with pre-defined safe distancing plans, shift assignments, and sanitation schedules

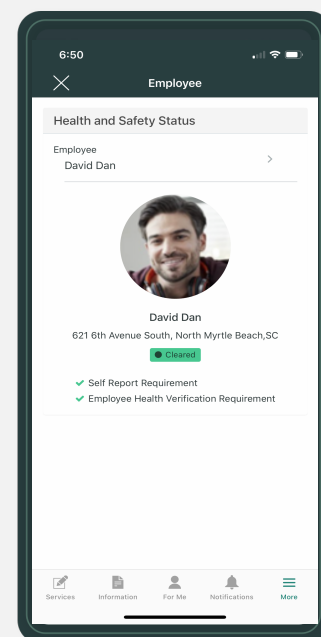
Prepare employees for safe return to the workplace

With the ServiceNow Employee Health Screening application you can facilitate employee or visitor screening for elevated temperature as a control to prevent possible infections from spreading in the workplace. Employees are screened by either mobile self-service or health screeners and visitors can verify with a simple email response prior to their arrival. The results are automatically recorded, with an optional QR code created for entry scanning. Depending on the results, individuals can be admitted or denied entrance. Administrators can view trends via a reporting dashboard and track the return of employees into their facilities over time.

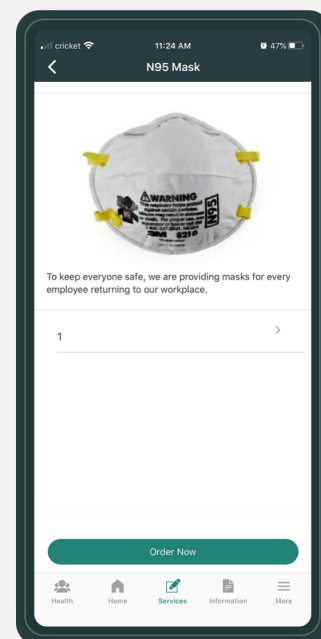
Additionally, the PPE (Personal Protective Equipment) application helps organizations manage and monitor the needs of the workplace to support the physical safety of your workforce. In a single snapshot, it provides a comprehensive view of inventory by each facility, an aggregate scope of the entire workplace, and historical data on how equipment levels have changed over time. Current inventory levels can be updated daily for accurate and real-time inventory management.

View your organization's readiness to open at-a-glance

The ServiceNow Safe Workplace Dashboard provides data visualization for all the Safe Workplace apps. Overlaid with a map and publicly available infection data, it gives organizations the ability to geographically see the density of infection rates and allows you to drill down into specific locations. Workplace sites are marked to indicate its ability to open, and remain open, based on workforce and workplace readiness.



Employee Health Screening app, Screen employees for safe return to the workplace



Workplace PPE Inventory Management app, Manage PPE inventory to meet the health needs of your employees